



AllyRing™

PEOPLE LIVING IN UNITY

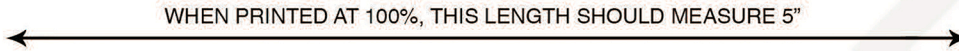
www.AllyRing.com

Silicone Ring Sizing Tools

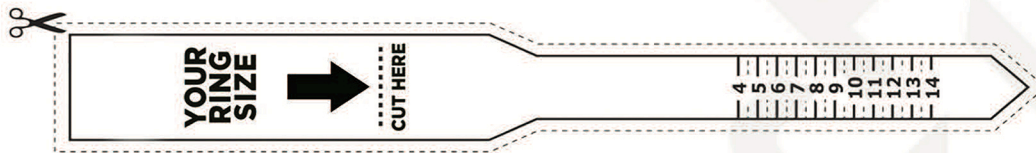
Find your perfect fit!

Method 1: Paper Ring Sizer

1. Print this page at 100%.
2. Use a ruler to measure this line. If it's 5" long, you've got the correct scale!



3. Cut out the ring sizer and cut the slit on it.
4. Keep your finger straight and relaxed.
5. With the help of a partner, wrap the ring sizer snugly around your finger.



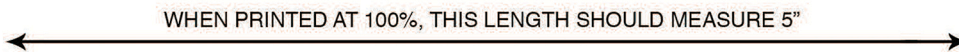
Method 2: Paper Strip

If you don't have a printer, you can use this simple method:

<https://www.knotheory.com/strip-method>

Method 3: Size Chart (If you have a ring that fits perfectly.)

1. Print this page at 100%.
2. Use a ruler to measure this line. If it's 5" long, you've got the correct scale!



3. Line up the inside of your ring to the sizes below to find a match.

| | | | | | | | |
|---------------------|--------------------|---------------------|--------------------|---------------------|--------------------|---------------------|--------------------|
| Size 3 14.1 mm | Size 3½ 14.5 mm | Size 4 14.9 mm | Size 4½ 15.3 mm | Size 5 15.7 mm | Size 5½ 16.1 mm | Size 6 16.5 mm | Size 6½ 16.9 mm |
| Size 7 17.3 mm | Size 7½ 17.7 mm | Size 8 18.1 mm | Size 8½ 18.5 mm | Size 9 19.0 mm | Size 9½ 19.4 mm | Size 10 19.8 mm | |
| Size 10½ 20.2 mm | Size 11 20.6 mm | Size 11½ 21.0 mm | Size 12 21.4 mm | Size 12½ 21.8 mm | Size 13 22.2 mm | Size 13½ 22.6 mm | |